

UNLOCK!

HEROIC ADVENTURES

Sherlock Holmes -
The Scarlet Thread
of Murder

STEP BY STEP SOLUTIONS

DIFFICULTY LEVEL:


**IMPORTANT:
DO NOT READ BEFORE
PLAYING!**

THE MORGUE


- Open the file, take the 4 cards whose numbers you can see. Don't forget card **B** (under the magnifying glass) and card **18** (on the corpse's arm).




- First, you must examine all the elements you have. Detangle what is in the victim's hair: $66 + 11 = 77$. Take card **77**.



- Take one of the hairs stuck on his shirt: $28 + 11 = 39$. Take card **39**.



- Then, look at it using the magnifying glass: $39 + 8 = 47$. Take card **47**.



- In the file, there is a letter by which Sherlock Holmes asks you to purchase a map at 'Smith & Sons'. Look up this name in the London directory (**85**). Thus, you get card **88**.



- Count the coins you see on cards **9**, **85**, and **B**. If you look at them, you will see that these are groats, shillings, pennies, and farthings. If your calculations are correct, you obtain 1 shilling, 1 groat, 2 pennies, and 3 farthings. Enter code 1123 in the app. Thus, you get card **N**.




Groat Shilling Penny Farthing



LOOKING FOR THE SUSPECTS

- Card 17 indicates that Mr Hall lives at 22 Blake Street.
Take card 22.



- There are hidden numbers on card 22:
40 in the footprint and 14 on the gate.
Take cards 40 and 14.



- An older woman observes you through the window of the neighboring house. You are at number 22, the 0 on the left suggests it is number 20. So, this woman lives at 24 Blake Street.
Take card 24.



- Look in the "Monograph of the varieties of soils in London, their identification, and analysis" (9) to find out if there are information about the clay residue on card 40.

$$9 + 40 = 49$$

Take card 49.



- Look up the Botanical Gardens in the London Directory (85).
Thus, you get card 97.



- Question the man in the cabin bearing number 10.
Take card 10.



- You hold three information that will help you identify the suspect.
 - He is a man in workman's clothes and boots (24).
 - He went to see Hall shortly before noon (24), so there is no way he could have been at the fair at noon.
 - There are white tulips in front Hall's (22).
He probably can be seen on the photograph carrying some.
 - The only man in workman's clothes and boots, holding tulips, and attending the fair before noon is the one that is circled opposite.

Select him in machine 10.

Thus, you get card Z.

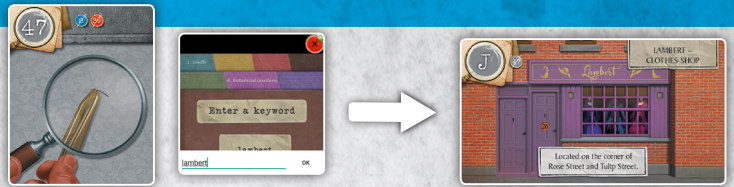


- It is suspect #3.
Add him to your file.



LOOKING FOR THE SUSPECTS (CONT'D)

- ▶ On card (47), you find out that the hairs found on the corpse come from a coat from the Lambert shop. Look up this name in the London Directory (85). Thus, you get card (J).



- ▶ The shop is at number 26. Take card (26).



- ▶ Access machine (26): there are 4 suspects and you have all the hints you need to decide between them.
- She has long black hair (77).
 - She wears lipstick (66).
 - **She is tall** (24).
- The only suspect matching these criteria is number 3. Thus, you get card (V).



- ▶ So now, you have your second suspect, add her to the file.

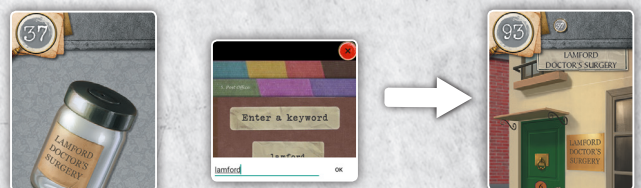
- ▶ Mr Hall's neighbor (24) had tea with the postman. Maybe he could be of assistance to you? The envelop (17) bears the post office stamp. Look up this name in the London Directory (85). Thus, you get card (Q).



- ▶ The post office is at number 35. Take card (35).



- ▶ Time has come to learn more about this phial (37)! Look up Lamford in the London Directory (85). Thus, you get card (93).



- ▶ The doctor's surgery is at number 6. Take card (6).



LOOKING FOR THE SUSPECTS (CONT'D)

- ▶ Access machine . You have already revealed the cards depicting carriages. These are cards , , and . Flip the cards over. Now, you can see on each of them a number circled in gray in the lower right side. So, take cards , , and .



- ▶ To find out which carriage went to 22 Blake Street, observe the street (). It is very muddy, so it cannot be carriage because the horse's legs are spotless. You can also see tracks of notched wheels, so it is not carriage whose wheels are smooth. Enter number in machine . Thus, you get card .



- ▶ It was suspect number 1. Add him to the file.

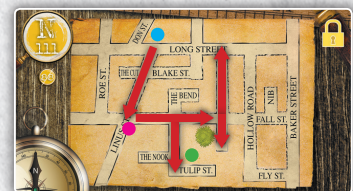
- ▶ Now, you have your three suspects! The file instructs you to retrace their movements on the map. So, take map and read carefully each of these three cards.



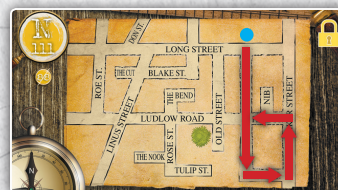
- ▶ Number 1: First, look up St Peter's Church in the London Directory (). Thus, you get card . He lives at the south end of Linus Street (●), goes to St Peter's Church located at the junction of Linus Street and Long Street (●), and goes to his work at the doctor's surgery located at the junction of Long Street and Roe Street (●). This route forms a 7 on the map.



- ▶ Number 2: She lives at the north end of Linus Street (●), goes to the post office on the corner of Linus Street and Ludlow Road (●), then goes to the Lambert shop on the corner of Rose Street and Tulip Street (●). Then, she walks up and down on Old Street. This route forms a 41 on the map.



- ▶ Number 3: He lives north of Hollow Road (●) and tends gardens along Fly Street, the south end of Baker Street and last, along Fall Street. This route forms a 6 on the map.



- ▶ You got numbers 7, 41, and 6. Enter code 7416 in the app. Thus, you get card .



THE QUESTIONING

- You will learn several things by adding your blue cards to the characters.
You should have 6 cards in total.



- Go see Lestrade at Scotland Yard. Look up Scotland Yard in the London Directory (85).
Thus, you get card 5.



- Access machine 5: Bill Tallow told you that Mr Hall had some dangerous criminal connections. So, look for the gang symbols because this tattoo hides something.
Thus, you get card 12.



- Look up this tattoo in the symbol file: 18 + 12 = 30.
Take card 30.




- If you make the connection between Elisabeth Lally's death and the Viper Gang, you will find out that the gang members murdered her: 68 + 30 = 98.
Take card 98.



- You now have all the elements you need to solve this case.
Take card H.



- Align cards 98 (Elisabeth Lally is murdered), 30 (the Viper Gang is convicted for this crime), U (Dr Peterson is unavailable), and 70 (Dr Lally murders his wife's killer) in chronological order in front of the crime scene, and 4 numbers will appear in red: 1, 1, 5, and 2.
Enter code 1152 in the app.



Case closed, congrats!



Follow us on <https://www.facebook.com/SpaceCowboysUS/> and [@SpaceCowboysUS](https://twitter.com/SpaceCowboysUS)